

WELCOME!

Get ready to design your very own farm!

Turn to the sticker pages in the middle of the book. Find the tractor sticker and stick it on one of the hills.

Draw more plough lines on the fields.

Use your felt-tip pens to finish the detail on the big barn.

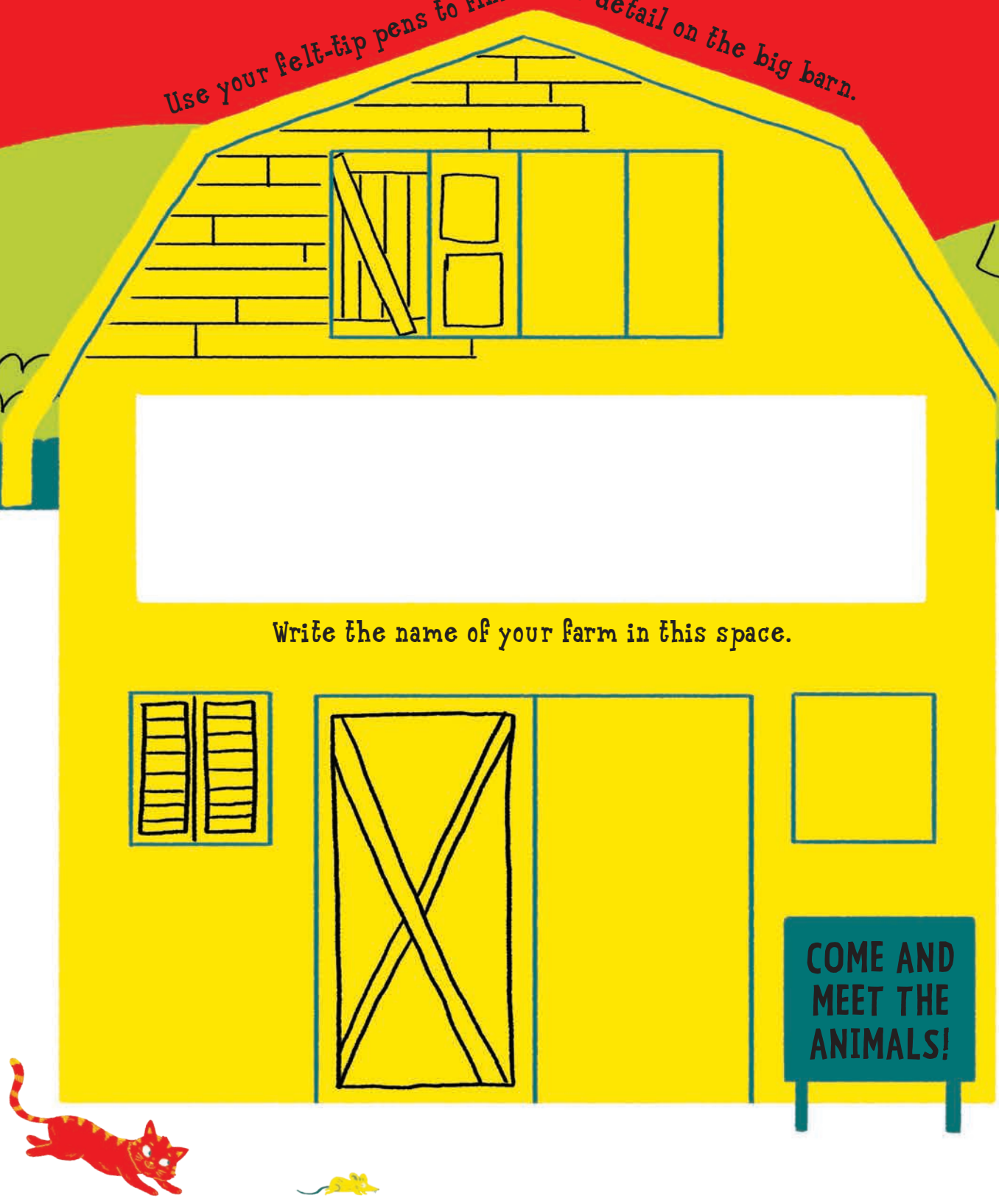


Hi! We're Marco and Amelia.

We can't WAIT to help you create your farm!



Draw some more animals for your farm in the space above.



All the food we eat comes from plants or animals, which is why farms are so important. Some of the clothes we wear are made from crops grown on farms, too!

WHO'S ON THE FARM?

Design a map of your farm.



Use your stickers to choose the perfect home for each animal. Then find the label to match.

A map will help visitors find their way around your farm.

Use your square stickers to create a colourful pattern as a border for your map.

GROW YOUR OWN


First, let's check on your crops...



Look at
this beautiful
butterfly!

These carrots
need plenty
of water.

Some plants don't like the cold, so they need to be grown in a greenhouse where the temperature is higher.



What sort of plants are growing in your greenhouse?
Tomatoes, maybe? Or peppers? Use your felt-tip
pens to add whatever you like.



Use your stickers to add rows of cabbages and cauliflowers to the vegetable patch.

KEEP OFF MY GROPS!

You'll need some scarecrows to stop the birds from eating all your hard work!

Draw the other half of this friendly scarecrow, then colour him in.

Give his scarf a colourful pattern.

Use your stickers to add some more birds flying away.

Now draw a scarecrow of your own in this field.

HUNGRY RABBITS

Marco and Amelia are trying to pick the carrots before the rabbits get them all!

Use your stickers to add a row of tasty carrots to the soil.




Use your felt-tip pens to create more rabbit burrows to fill the page. Make sure you connect all the entrances to the chamber of baby bunnies!



What an enormous carrot! In the space above, draw more people helping Marco and Amelia to pull it out of the ground.

Once you've finished drawing, stick more rabbits in the tunnels and chambers.



ROUND THEM UP!

Farmers keep sheep for their wool, milk and meat.

Turn these white shapes into sheep with your felt-tip pens. Add their heads, legs and lots of fluffy wool!

Draw more hills in the background. Then add some other details to them, such as trees and animals.

Super-intelligent sheepdogs have been helping farmers guard and herd sheep for thousands of years.



Bonnie the sheepdog needs to herd three sheep into the pen. Can you find the stickers on your sticker sheet and help her?

Good job, Bonnie!



Once the sheep are in the pen, stick the gate sticker in place so they can't escape!

FARM BIRDS

Come and meet the geese, ducks and chickens!



These geese are so noisy!

HONK!

HONK!

Some people keep geese as guard animals. They spread their wings and honk loudly when they sense danger!

Colour in the hen house and make it nice and bright.




Use your stickers to add some more ducks and ducklings to the pond.


Use your felt-tip pens to give the chickens eyes, beaks, wings and feet. Can you draw lots of cute little chicks, too?

TERRIFIC TRACTORS

You'll need a superstrong set of wheels to drive around your farm!

All tractor drivers need a licence. Use your felt-tip pens to fill in your details and add a picture of yourself.

TRACTOR LICENCE 




NAME: _____

AGE: _____


COUNTRY: _____

Follow these simple step-by-step instructions to draw a tractor for your farm.



Draw your own tractor in the space below. Trace over the wheels to start you off.

Tractors can pull all kinds of different trailers and equipment.




Once you have drawn your tractor, colour it in with your felt-tip pens. What colours will you choose?

Load up the trailer with hay bales from your sticker sheet.

COCK-A-DOODLE-DOO!

When the cockerel crows, it's time for everyone to get up – whether they want to or not!

Use your felt-tip pens to draw the sun coming up behind the hills. Then colour the sky in beautiful sunrise colours.




Use your stickers to give your cockerel beautiful tail feathers.

Doodle more feathers on the cockerel's body.

EGG HEADS

The farmer needs to collect the eggs from the chickens. Can you decorate these egg shells with funny faces?



Use your stickers and felt-tip pens to make lots of silly faces!


Stickers for pages
30 and 31



Stickers for pages
32 and 33



Stickers for pages 34 and 35



Lettuces



Carrots



Potatoes



Apples



Grapes



Bananas



Stickers for
page 37



Stickers for
page 38



Stickers for page 39



Stickers for page 40 –
and wherever else you like!

