

WELCOME!



Get ready to design
your very own airport.

What will you call your airport?
Design a sign in the space below.

Airports are really busy places! Atlanta's Hartsfield-Jackson
International Airport is the world's busiest, with over
100 million passengers passing through each year!

DEPARTURES

ARRIVALS

Hi! We're Marco
and Amelia.

We can't WAIT to
help you create an
amazing airport!

OPENING TODAY!

Create a logo for your
airport with your felt-tip
pens in this circle.

OPENING TODAY!

Use stickers from the middle of the book to add more travellers
keen to enter your airport and board their flights.

ALL AROUND THE WORLD

Where will your aircraft fly?

Use your mosaic square stickers to create a colourful border for your map.



MEET YOUR STAFF

Your airport needs lots of hard workers.
There are so many important jobs to be done!

MARSHALLER

Aircraft marshallers direct aeroplanes on the ground by moving their arms. They hold special bats called paddles in the day, and sticks that light up at night.

Use your stickers to give this marshaller a reflective jacket and paddles to hold.



MECHANIC

Before every flight, the aircraft mechanics inspect the plane. They check the engines, electronics and bodywork to make sure it is safe to fly.

Find some tool stickers and add them to the mechanic's toolbox.



SECURITY OFFICER

All passengers pass through security before they are allowed to board the plane. Passports are checked, hand luggage is scanned and all travellers walk through a special metal-detecting machine.

Give your security officer a hand scanner so she can check this passenger.



PILOT

Pilots have to pass lots of exams before they are able to fly passenger planes. They check that the aircraft is ready before taking off and they talk to passengers about what to expect on the journey through a speaker system.

Add the captain's hat and flight bag stickers.



CHECK OUT YOUR CHECK-IN

This is where your passengers receive their boarding passes, unless they have already checked-in online. Greet them with a smile!



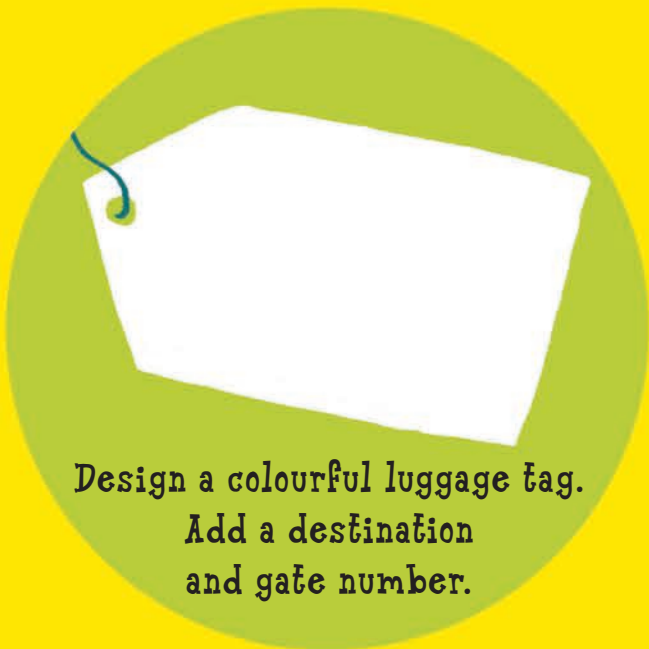
Passengers are allowed to take small bags, called hand luggage, onto the plane.

Large bags have to be weighed and handed over at check-in.

Use your stickers to add more luggage to the belt.

Choose some destinations from your sticker sheet and fill in the departure board.

DEPARTURES			
FLIGHT NO.	DESTINATION	STATUS	GATE
KA2808	LONDON	ON TIME	5
CR0205			
RH1704			
MO2201			
NG1304			




Design a colourful luggage tag. Add a destination and gate number.





MONEY, MONEY, MONEY!


Open a currency exchange so your passengers have money to spend at their destinations.



Design some coins and banknotes for the countries your planes will fly to.



Some people collect foreign currency as a hobby. Old and rare coins and banknotes can be worth a lot of money!



PASSPORTS, PLEASE!

Who do these passports belong to? Use your felt-tip pens to draw your friends and family.

PASSPORT NUMBER MOL124454249



SURNAME:
FIRST NAME:
NATIONALITY:
DATE OF BIRTH:
PLACE OF BIRTH:
.....

PASSPORT NUMBER KAI174538290



SURNAME:
FIRST NAME:
NATIONALITY:
DATE OF BIRTH:
PLACE OF BIRTH:
.....

A passport is a small book which contains someone's details and their photograph.

Everyone needs a passport to travel to a different country.

PASSPORT NUMBER LPK623546728



SURNAME: TOTRAVEL
FIRST NAME: IVAN
NATIONALITY: BRITISH
DATE OF BIRTH: 02/07/2005
PLACE OF BIRTH: LONDON
.....

PASSPORT NUMBER RHY832850362



SURNAME:
FIRST NAME:
NATIONALITY:
DATE OF BIRTH:
PLACE OF BIRTH:
.....

PASSPORT NUMBER CRA472845301



SURNAME:
FIRST NAME:
NATIONALITY:
DATE OF BIRTH:
PLACE OF BIRTH:
.....

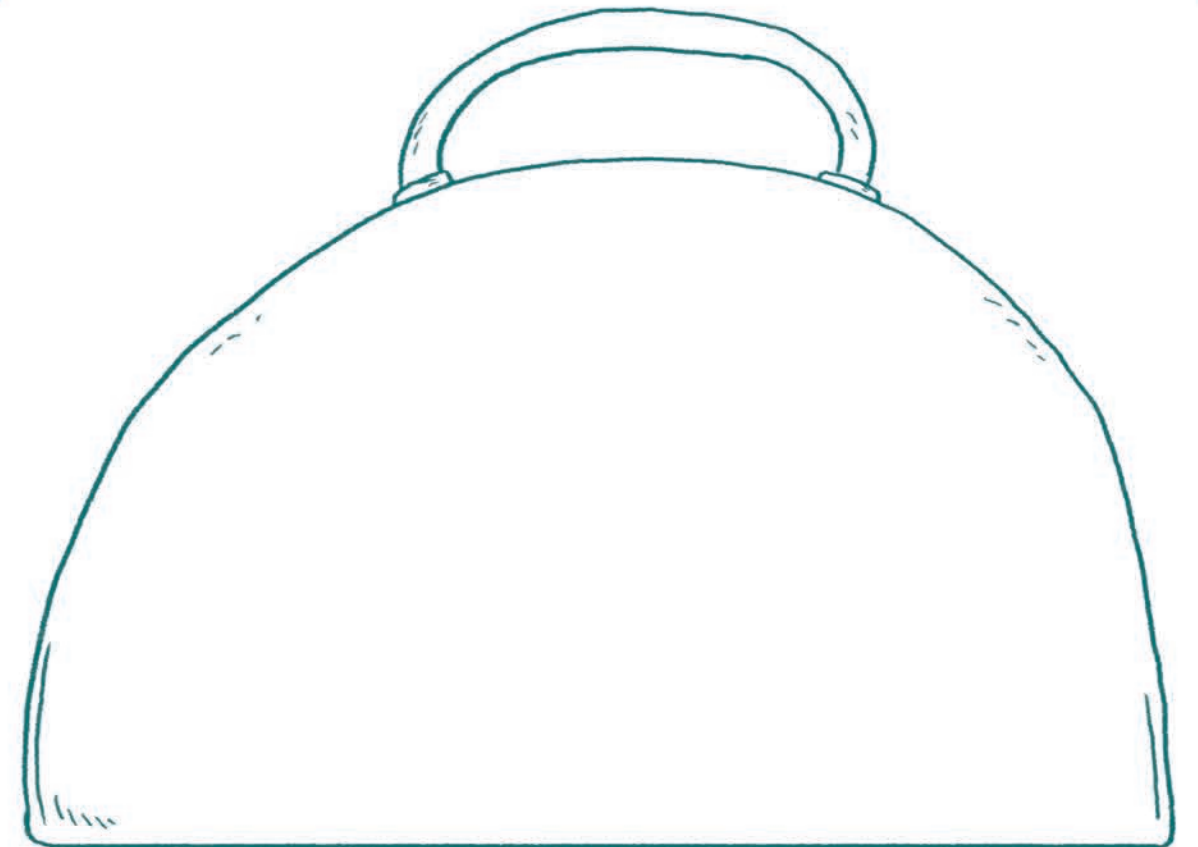



WHAT'S IN THE BAG?

Everyone's hand luggage is X-rayed before going on the plane.



Security staff look at the X-ray on a screen. They may ask to search a bag to check everything inside it is safe to take on the plane.



The X-ray machine takes a type of photograph that allows security staff to see what's inside each bag. Add some colour to the items inside this one.


Use your felt-tip pens to draw what's inside this sports bag.

LUGGAGE OVERLOAD!

Finish loading the baggage cart with your luggage stickers.



Oh no! One holiday-maker's suitcase has toppled off the baggage cart and broken open!




Draw everything that's fallen out of the case.

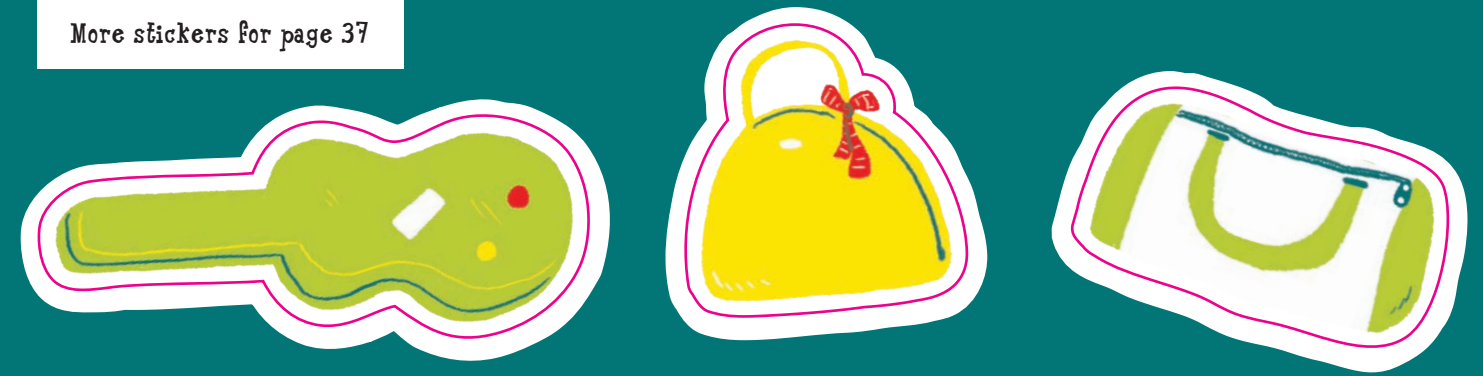


Use your felt-tip pens to give these suitcases bright designs.

Don't forget the sunscreen!



More stickers for page 37



Stickers for page 37

