

STICKER WORLD

MUSEUM


COLOUR, DRAW AND STICKER!

Create your very own museum...
Fill a dinosaur exhibition with roar-some skeletons, design a viking longship, doodle masterpieces in the gallery, and much more!
Just add your stickers and drawings to the pages to create the museum of your dreams.



STICKER WORLD

MUSEUM



CE 0-3 Warning: Not suitable for children under 36 months. Small parts. Choking hazard.

lonelyplanetkids.com
FSC MIX Paper FSC® C021741
ISBN 978-1-78701-134-2 5 0 6 9 9
9 781787 011342
US \$6.99; UK £5.99

Illustrated by
Aviel Basil
Written by
Becky Wilson

ACKNOWLEDGEMENTS

Commissioned and project managed by Duck Egg Blue
Author: Becky Wilson
Editor: Duck Egg Blue
Designer: Duck Egg Blue
Illustrator: Aviel Basil
Publishing Director: Piers Pickard
Art Director: Andy Mansfield
Commissioning Editor: Catharine Robertson
Print Production: Larissa Frost, Nigel Longuet

Published in February 2018 by Lonely Planet Global Ltd

CRN: 554153
ISBN: 978 1 78701 134 2

www.lonelyplanetkids.com
© Lonely Planet 2018

Printed in Malaysia
10 9 8 7 6 5 4 3 2 1

All rights reserved. No part of this publication may be reproduced, stored in a retrieval system or transmitted in any form by any means, electronic, mechanical, photocopying, recording or otherwise except brief extracts for the purpose of review, without the written permission of the publisher. Lonely Planet and the Lonely Planet logo are trademarks of Lonely Planet and are registered in the US patent and Trademark Office and in other countries.

Although the author and Lonely Planet have taken all reasonable care in preparing this book, we make no warranty about the accuracy or completeness of its content and, to the maximum extent permitted, disclaim all liability from its use.

STAY IN TOUCH
lonelyplanet.com/contact



Paper in this book is certified against the Forest Stewardship Council™ standards. FSC™ promotes environmentally responsible, socially beneficial and economically viable management of the world's forests.



STICKER WORLD MUSEUM



WELCOME!

Get ready to create your own incredible museum.

Doodle some decorative stonework.

Fill in the name of your museum below.


Museums are full of interesting things, such as dinosaur skeletons, brilliant works of art and awesome machines.



THE

MUSEUM

Use felt-tip pens to draw more tiles on the roofs. Then finish drawing the windows and pillars.



Hi! We're Marco and Amelia.



We can't wait to help you design your museum and fill it with amazing things.

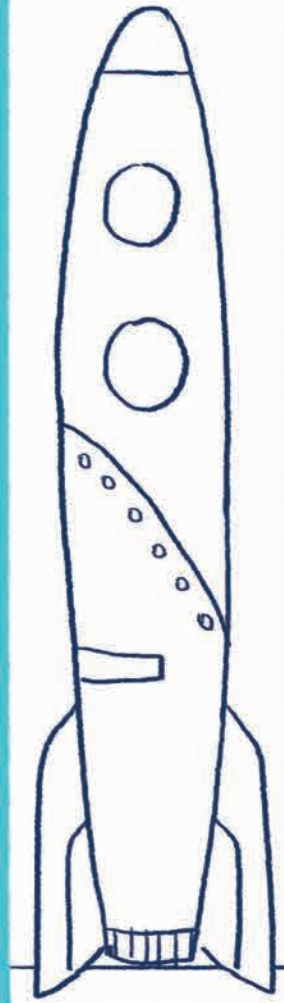
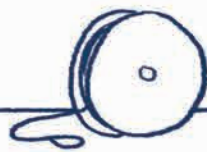









Use stickers from the middle of the book to complete the exhibition poster.







TIMELESS TOYS

Colour in these toys from the past to make them look as good as new again.





Draw your own favourite toy inside this display.
Write today's date on the label, so that future visitors of the museum will be able to see what children of today play with!



BEAUTIFUL JEWELS


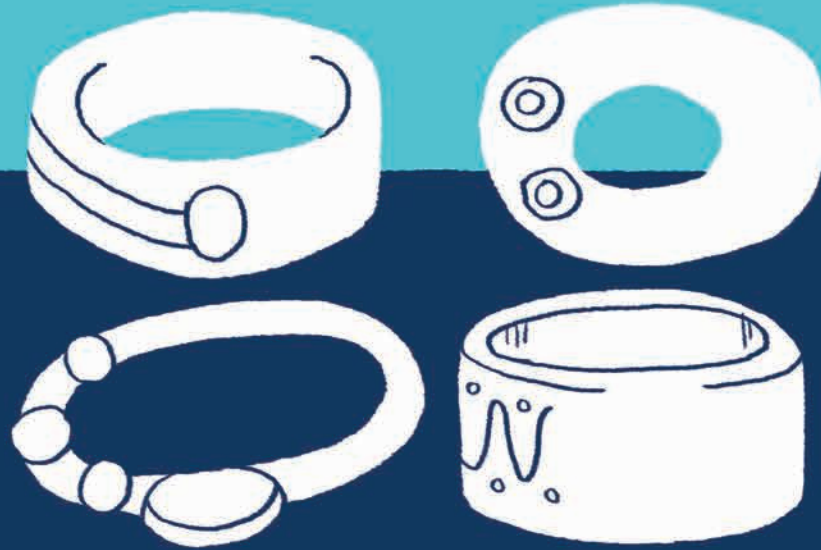
Complete this dazzling display of necklaces and rings, using the jewels on your sticker sheet.



Finish the patterns on these chunky bracelets. Then colour them in.



Diamonds were first discovered in India, over 2,000 years ago.

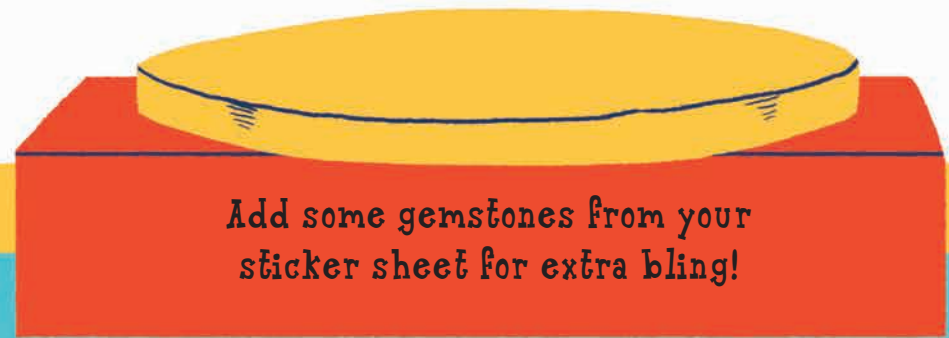


Make these crowns sparkle by adding your jewel stickers.

Draw a beautiful crown to go on this stand.



Wow! This looks fit for a queen!




Add some gemstones from your sticker sheet for extra bling!

LASER MAZE

The museum alarm is set for the night. Guide Marco and Amelia through the lasers, passing all the exhibits along the way.

Find a sticker to match each exhibit.



WAY OUT →


NOW OPEN!

DINO DISPLAY

SPACE SHOW



Stickers for pages 4 and 5



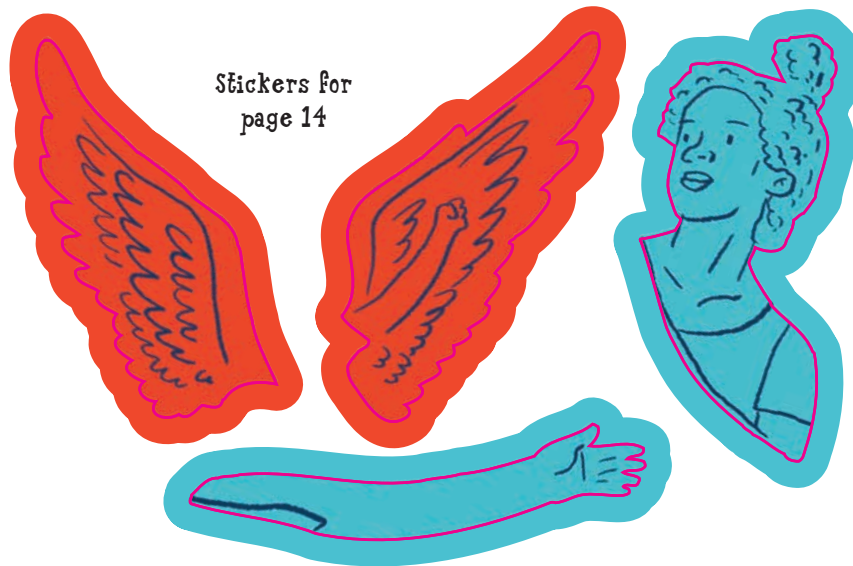
Stickers for pages 6 and 7

Stickers for pages 10 and 11

SABRE-TOOTHED TIGER

DODO

WOOLLY MAMMOTH



Stickers for page 14

Stickers for pages 38 and 39



Stickers for page 40 – and wherever else you like!

