

PAGE
2

PLAN YOUR TRIP

YOUR PLANNING TOOL KIT

Photos, itineraries, lists and suggestions
to help you put together your perfect trip

Welcome to Yellowstone & Grand Teton	2
20 Top Experiences	6
Need to Know	18
If You Like	20
Month by Month	23
Itineraries	25
Activities	29
Travel with Children	41
Travel with Pets	45
Regions at a Glance	48



PAGE
227

UNDERSTAND YELLOWSTONE & GRAND TETON NATIONAL PARKS

GET MORE FROM YOUR TRIP

Learn about the big picture, so you
can make sense of what you see

The Parks Today	228
History	230
Geology	239
Wildlife	244
Conservation	253



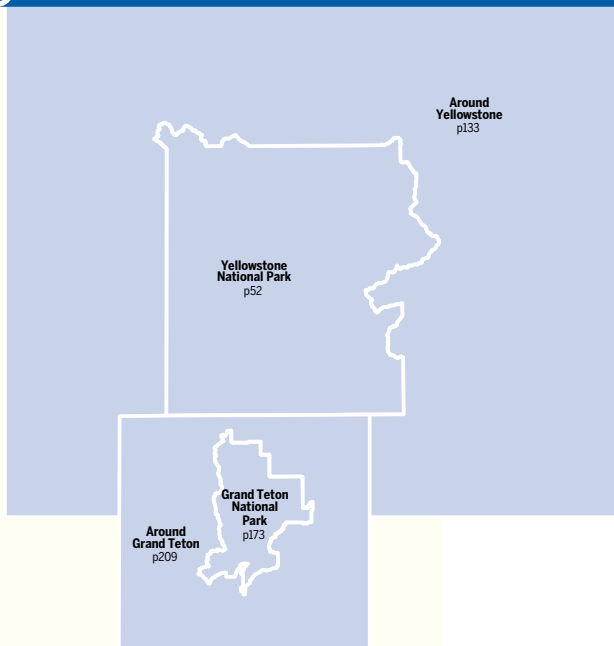
ISBN 978-1-74179-407-6




9 781741 794076



5 1999



Directory A–Z	256
Transportation	266
Health & Safety	271
Clothing & Equipment ...	278
Index	286
Map Legend	295



THIS EDITION WRITTEN AND RESEARCHED BY

Bradley Mayhew
Carolyn McCarthy



Look out for these icons:



Our author's
recommendation



A green or
sustainable option



No payment
required

YELLOWSTONE NATIONAL PARK 52

SIGHTS	57
Mammoth Country	57
Roosevelt Country	62
Canyon Country	65
Lake Country	70
Norris	75
Geyser Country	78
Bechler Region	88
DRIVING	88
DAY HIKES	89
Mammoth Country	89
Roosevelt Country	92
Canyon Country	95
Lake Country	98
Norris	100
Geyser Country	100
Bechler Region	104
OVERNIGHT HIKES	105
Canyon Country	106
Lake Country	108
Geyser Country	109
Bechler Region	112
CYCLING	114
Mammoth Country	114
Canyon Country	115
Lake Country	115
Geyser Country	116
OTHER ACTIVITIES	116
SLEEPING	120
Mammoth Country	122
Roosevelt Country	123
Canyon Country	123

On the Road

Lake Country	125
Norris	126
Geyser Country	126
Bechler Region	127
EATING & DRINKING	128
Mammoth Country	128
Roosevelt Country	128
Canyon Country	128
Geyser Country	129
Lake Country	130
SHOPPING	130
INFORMATION	130
GETTING AROUND	131

AROUND YELLOWSTONE.....133

BEARTOOTH ROUTE.....	134
Billings.....	134
Red Lodge	136
Beartooth Highway	139
Chief Joseph Scenic Highway	142
Cooke City.....	143
WAPITI ROUTE.....	144
Cody	144
Wapiti Valley	149
PARADISE VALLEY ROUTE.....	150
Livingston	150
Paradise Valley	151
Gardiner.....	154
GALLATIN ROUTE.....	158
Bozeman	158
Gallatin Valley	162

Hebgen & Quake Lakes...	165
West Yellowstone	167

GRAND TETON NATIONAL PARK ...173

SIGHTS	178
John D Rockefeller Jr Memorial Parkway	178
Colter Bay Region	179
The Eastern Slopes	182
Central Tetons.....	182
Moose-Wilson Road	184

DRIVING	185
DAY HIKES.....	188
Colter Bay Region	188
Central Tetons.....	189
Moose-Wilson Road	193

John D Rockefeller Jr Memorial Parkway	194
---	-----

OVERNIGHT HIKES.....	194
Central Tetons.....	195

CYCLING	197
---------------	-----

SUMMER ACTIVITIES.....	198
------------------------	-----

WINTER ACTIVITIES.....	200
------------------------	-----

SLEEPING	202
----------------	-----

John D Rockefeller Jr Memorial Parkway	202
---	-----

Colter Bay Region	202
-------------------------	-----

Eastern Slopes	204
----------------------	-----

Central Tetons.....	205
---------------------	-----

Moose.....	206
------------	-----

EATING & DRINKING	206
-------------------------	-----

John D Rockefeller Jr Memorial Parkway	206
Colter Bay Region	206

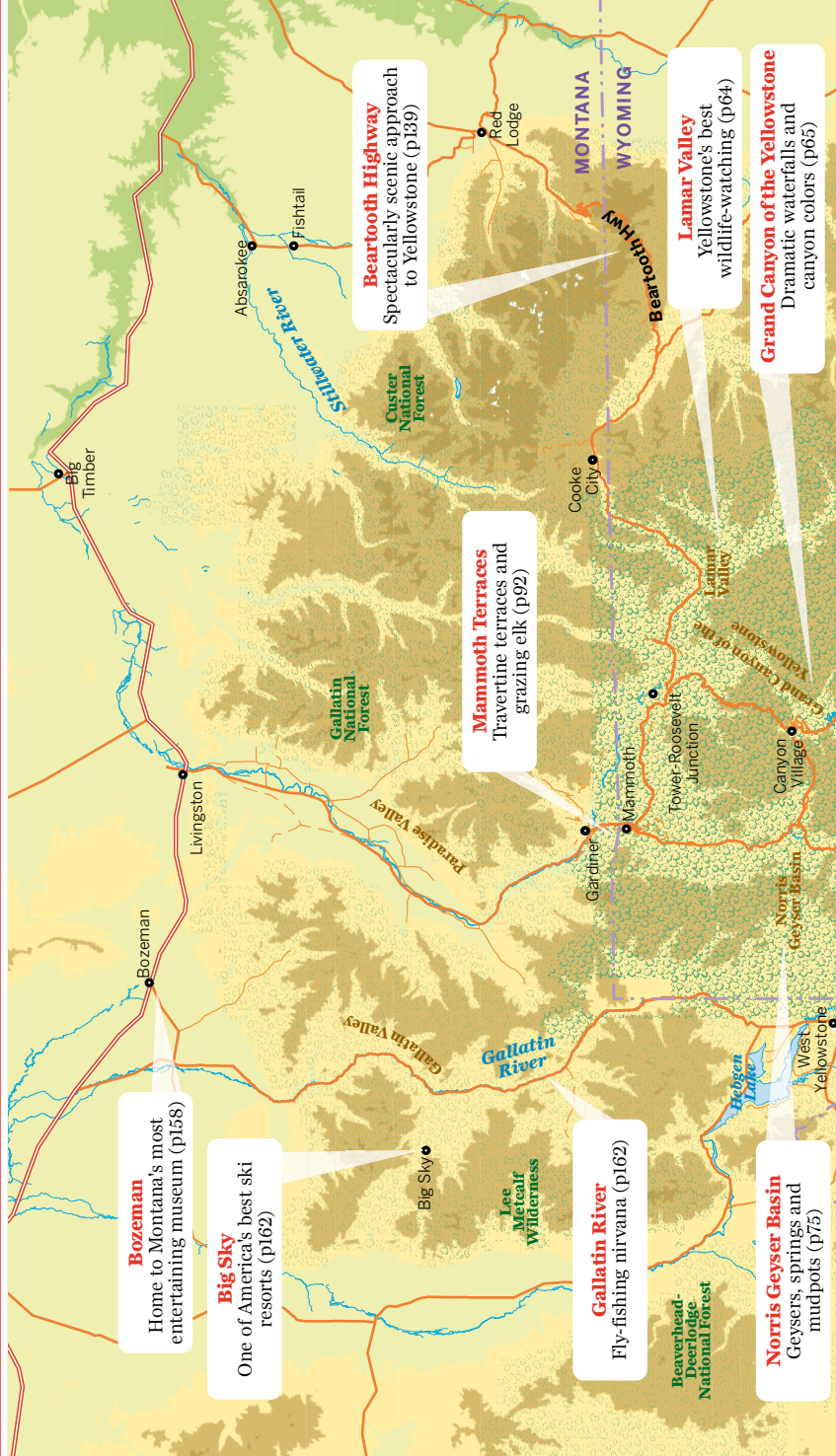
Central Tetons.....	207
Moose.....	207
INFORMATION	208
GETTING AROUND	208

AROUND GRAND TETON 209

Jackson	210
Jackson Hole.....	219
Upper Wind River Valley ..	223
Idaho's Teton Valley	223

Yellowstone & Grand Teton National Parks

Top Experiences >



Grand Prismatic Spring

The park's most beautiful thermal feature (p85)

Old Faithful & Upper Geyser Basin

The world's densest collection of geysers (p79)

Bechler Basin

Remote waterfalls, wildlife and backcountry soaks (p104)

Grand Teton

Ascend the mighty Grand and look down on the Teton (p174)

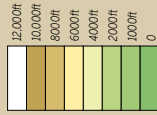
Teton Crest Trail

The region's ultimate alpine walk (p196)

Mormon Row

Superbly photogenic views of the Teton (p182)

ELEVATION





OUR STORY

A beat-up old car, a few dollars in the pocket and a sense of adventure; in 1972 that's all Tony and Maureen Wheeler needed for the trip of a lifetime – across Europe and Asia overland to Australia. It took several months, and at the end – broke but inspired – they sat at their kitchen table writing and stapling together their first travel guide, *Across Asia on the Cheap*. Within a week they'd sold 1500 copies. Lonely Planet was born.

Today, Lonely Planet has offices in Melbourne, London and Oakland, with more than 600 staff and writers. We share Tony's belief that 'a great guidebook should do three things: inform, educate and amuse'.

OUR WRITERS



Bradley Mayhew

Coordinating Author, *Yellowstone National Park, Around Yellowstone* An expat Brit, Bradley currently calls Yellowstone County, Montana home and he hikes nearby Yellowstone Park and the Beartooth Mountains every chance he gets. Half a lifetime of travels through Central Asia, Tibet and Mongolia has made him feel quite at home in Big Sky country. He is the coordinating author of a dozen Lonely Planet guides, including *Tibet, Bhutan, Nepal, Central Asia* and *Trekking in the Nepal Himalaya*. See what he's up to at www.bradleymayhew.blogspot.com.

Read more about Bradley at:
lonelyplanet.com/members/nepalibrad



Carolyn McCarthy

Grand Teton National Park, Around Grand Teton When not strolling the wildflower meadows of Grand Teton scanning for grizzly scat, author Carolyn McCarthy makes her home in Chile. In the last seven years she has contributed to over a dozen Lonely Planet titles. She has also written for *National Geographic*, *Outside*, and *Lonely Planet Magazine*, among other publications. You can follow her Americas blog at www.carolynswildblueyonder.blogspot.com.

Read more about Carolyn at:
lonelyplanet.com/members/carolynmcc

Published by Lonely Planet Publications Pty Ltd

ABN 36 005 607 983

3rd edition – Feb 2012

ISBN 978 1 74179 407 6

© Lonely Planet 2012 Photographs © as indicated 2012

10 9 8 7 6 5 4 3 2 1

Printed in China

All rights reserved. No part of this publication may be copied, stored in a retrieval system, or transmitted in any form by any means, electronic, mechanical, recording or otherwise, except brief extracts for the purpose of review, and no part of this publication may be sold or hired, without the written permission of the publisher. Lonely Planet and the Lonely Planet logo are trademarks of Lonely Planet and are registered in the US Patent and Trademark Office and in other countries. Lonely Planet does not allow its name or logo to be appropriated by commercial establishments, such as retailers, restaurants or hotels. Please let us know of any misuses: lonelyplanet.com/ip.

Although the authors and Lonely Planet have taken all reasonable care in preparing this book, we make no warranty about the accuracy or completeness of its content and, to the maximum extent permitted, disclaim all liability arising from its use.

© Lonely Planet Publications Pty Ltd. To make it easier for you to use, access to this chapter is not digitally restricted. In return, we think it's fair to ask you to use it for personal, non-commercial purposes only. In other words, please don't upload this chapter to a peer-to-peer site, mass email it to everyone you know, or resell it. See the terms and conditions on our site for a longer way of saying the above - 'Do the right thing with our content.'