

With over
500
stickers!

STICKER WORLD

THEME PARK

COLOUR, DRAW AND STICKER!

Doodle a twisty, turny roller-coaster ride, design a super-spooky haunted house, decorate a swashbuckling pirate ship, and much more! Just add your stickers and drawings to the pages to create the theme park of your dreams.

CE Warning: Not suitable for children under 36 months. Small parts. Choking hazard.

lonelyplanetkids.com
FSC MIX Paper FSC® C021741
ISBN 978-1-78701-136-6 5 0 6 9 9
9 781787 011366
UK £5.99; US \$6.99

STICKER WORLD

THEME PARK

CREATE YOUR VERY OWN THEME PARK!

Illustrated by
Aviel Basil

Written by
Becky Wilson



ACKNOWLEDGEMENTS

Commissioned and project managed by Duck Egg Blue
Author: Becky Wilson
Editor: Duck Egg Blue
Designer: Duck Egg Blue
Illustrator: Aviel Basil
Publishing Director: Piers Pickard
Art Director: Andy Mansfield
Commissioning Editor: Catharine Robertson
Print Production: Larissa Frost, Nigel Longuet

Published in February 2018 by Lonely Planet Global Ltd

CRN: 554153
ISBN: 978 1 78701 136 6

www.lonelyplanetkids.com
© Lonely Planet 2018

Printed in Malaysia
10 9 8 7 6 5 4 3 2 1

All rights reserved. No part of this publication may be reproduced, stored in a retrieval system or transmitted in any form by any means, electronic, mechanical, photocopying, recording or otherwise except brief extracts for the purpose of review, without the written permission of the publisher. Lonely Planet and the Lonely Planet logo are trademarks of Lonely Planet and are registered in the US patent and Trademark Office and in other countries.

Although the author and Lonely Planet have taken all reasonable care in preparing this book, we make no warranty about the accuracy or completeness of its content and, to the maximum extent permitted, disclaim all liability from its use.

STAY IN TOUCH
lonelyplanet.com/contact




Paper in this book is certified against the Forest Stewardship Council™ standards. FSC™ promotes environmentally responsible, socially beneficial and economically viable management of the world's forests.



STICKER WORLD

THEME PARK



Written by
Becky Wilson
Illustrated by
Aviel Basil

And finished
by you!



WELCOME!

Get ready to design and build your very own theme park.

Theme parks are full of fun!
There are rides to go on,
shows to see, water parks to
play in and SO much more.

Use the stickers from the middle of the book to add more flags to the front of the castle and on top of the turrets.

Colour the balloons.

THEME PARK

OPENING TODAY!

Hi! We're Marco and Amelia.

We can't WAIT to help you create an amazing theme park!

Design a logo for your theme park in the circle above.

Now it's time to open the gates!

ICY TREATS

Create a menu for your ice cream stall – just what your visitors need on a sunny day out!

Colour the treats below. Then choose your favourites from the sticker sheet to add to the menu.



Single Cone



Double Cone



Fruit Ice



Icy Swirl



Single Tub



Choc Ice

Today's Special Treat!

Design an amazing ice cream in the cone below.

Don't forget the sprinkles!



BIGGEST BURGER

Doodle all your favourite toppings stacked up on top of the burger. How tall can you make it?

Can you label each item you have drawn?

Here are some ideas to get you started...



Onion



Tomato



Lettuce



Bacon



Cheese



Egg



Avocado



Pickles



When you're done, place your bun lid sticker at the top. Yum!

PIRATE SHIP

This swashbuckling ride isn't quite finished yet. Complete the drawing, and then use your colouring pens and stickers to decorate it.

The pirate ship swings back and forth, up and down, faster and higher — almost as if it's sailing on choppy waters.

Stick on some more flags.

Place your skull-and-crossbones sticker in the middle of the sail.

Hop aboard, me hearties!

Draw some more portholes, and finish the wooden planks.

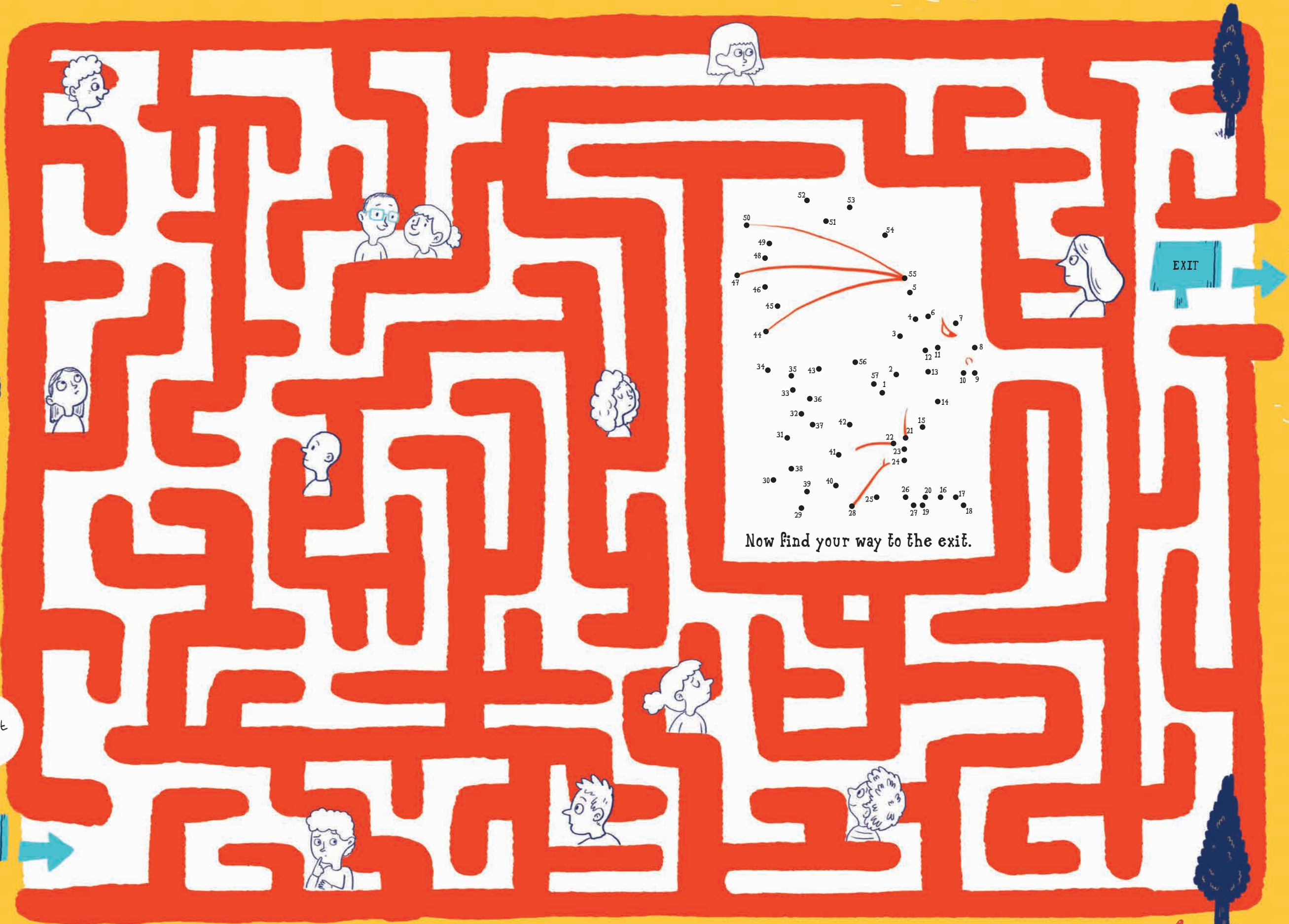
Now fill the ride with people from your sticker sheet.

ENCHANTED GARDEN

A fearsome beast is lurking in the middle of this maze. Join the dots to find out what it is.





Help Marco and Amelia find the path that leads to the beast.



Now find your way to the exit.

Colour the other visitors getting lost in the maze.



Tile stickers for pages 34 and 35



Stickers for page 40 – and wherever else you like!

